

FOR THOSE WHO BELIEVE
IN QUALITY



CRYSTAL[®] SWITCH GEARS

PRODUCT CATALOGUE

1800 121 5113
TOLL FREE HELPLINE

CX1
SERIES

CX2
SERIES

CX3
SERIES

CX4
SERIES

CX5
SERIES

CX6
SERIES

MCCB

LED LIGHTING
SYSTEM

WIRES &
CABLES

SWITCHGEARS

MCB AND
DB'S

HOME
APPLIANCES

A House of Electrical Control & Protection

MOULDED CASE CIRCUIT BREAKERS

SALIENT FEATURES

- Available in SS Enclosure.
- Adjustable thermal setting (80% - 100%)
- Suitable for protection of Distribution and Generating System.
- Shunt Release and Undervoltage release.
- Rotary handle with pad lock & door interlock facility.
- Auxiliary contact and alarm contact 1 C/O or 2 C/O.

CX1
SERIES

MCCB

RANGE & FRAME SIZE

CMS 63	32A	40A	63A	80A	100A
CMS 100	63A	100A	125A	160A	
CMS 250	100A	125A	160A	200A	250A
CMS 400	320A	400A			
CMS 800	630A	800A			



MCCB
SP



MCCB
DP



MCCB
TP



MCCB
ADJUSTABLE



MCCB
MICRO PROCESSOR

LED LIGHTING SYSTEM

ITEM & RANGE

Led Bulb	5W, 8W, 10W, 12W, 15W, 18W and 25W
Led Tube Light	20W
Led Concealed Light	5W, 7W
Led Flood Light	COB 20W, 30W, 50W, 100W, 150W & 200W SMD 10W, 20W, 30W, 50W, 100W & 200W
LED Street Light	COB 50W & 100W SMD 50W & 100W

CX2
SERIES

LED LIGHTING
SYSTEM

DRIVER

High Quality isolation driver for optimal performance of the fixture to ensure less hazarded in operation.



LED
BULB



LED
TUBELIGHT



LED
CONCEALED



LED
FLOOD LIGHT



LED
STREET LIGHT

WIRES AND CABLES

SALIENT FEATURES


- Lead Free
- Environment Friendly
- Twisted (Unilay Design)
- 3 Layer For Triple Protection
- FRLS (Flame Retardant Low Smoke)



WIRES & CABLES

RANGE


Single Core	0.50mm	0.75mm	1.00mm	1.50mm	2.50mm	4.00mm	6.00mm	10.00mm	16.00mm	25.00mm	35.00mm
Multi-Core	0.50mm	0.75mm	1.00mm	1.50mm	2.50mm	4.00mm	6.00mm	10.00mm	16.00mm	25.00mm	35.00mm
Submersible	1.50mm	2.50mm	4.00mm	6.00mm	10.00mm	16.00mm					




**WIRE
SINGLE CORE**




**WIRE
TWO CORE**



**WIRE
THREE CORE**



**WIRE
FOUR CORE**



**WIRE
SUBMERSIBLE**

SWITCH GEARS

SALIENT FEATURES

- Strong endurance and resistance to heat (Tropicalised).
- Flag indicator for two stable positions (I-O) & possible switching on a off, on load, thereby fulfilling the roll of switching device.
- All current carrying parts are of special grade E.T.P. Copper and with silver plated.



SWITCHGEARS

RANGE

On Load Changeover	: 40A	63A	80A	100A	125A	160A	200A	250A	320A
	400A	630A	800A	1000A	1250A	1600A	2000A	2500A	3150A
TPN Main Switch	: 16A	32A	63A	100A	200A				
Off Load Change Over	: 16A	32A	63A	100A	200A	320A	400A	630A	800A
	1000A	1250A	1600A	2000A	3150A				
Bus Bar	: 32A	63A	100A	200A	320A	400A	630A	800A	1000A
Kit Kat	: 16A	32A	63A	100A	200A	320A	400A	500A	



**ON LOAD
CHANGE OVER**



**TPN
MAIN SWITCH**



**OFF LOAD
CHANGE OVER**



BUS BAR



KIT KAT

MCB and DB's

SALIENT FEATURES

- Entire range i.e. SPN, DP, TP, TPN, from 0.5 Amps. to 63 Amps. duly ISI marked as per IS 8828.
- Reboundless contact mechanism prevents sparking/erosion of contacts.
- Superior arc runner based on current-limiting blow-out rapid extinction magnetic system, permits exceptionally low let-through energy.
- Designed to withstand up to 25kA short circuit currents.
- Unique self lubricating special plastics components.



MCB AND DB's

RANGE


	(All Ampere ranges are available in SP, SPN, DP, TP, TPN & FP)											
MCB	0.50A	2A	5A	6A	10A	16A	20A	25A	32A	40A	50A	63A
ISOLATOR	40A	63A	100A	(All Ampere ranges are available in DP & FP)								
Miniature Change Over	25A	40A	63A	100A								
	(All Ampere ranges are available in DP & FP {Open Execution & Sheet Enclosure })											



**MCB
SP**



ISOLATOR



**MINIATURE
CHANGE OVER**



**DISTRIBUTION
BOARD**



**ACRYLIC
DISTRIBUTION BOARD**

HOME APPLIANCES

SALIENT FEATURES

- Overlapped stainless steel tank
- Automatic thermostat controller
- Glass insulation
- Multi functional safety valve
- Dual light indicator
- Copper heating element
- Present thermal cutout
- Power coated metal body
- Lead with moulded 3 pin top



HOME APPLIANCES

RANGE

Instant Geyser	1 Ltr.	3Ltr.			Chetak	15Ltr.	25Ltr.		
Base Line	15Ltr.	25Ltr.	35Ltr.	50Ltr.	G. Line	15Ltr.	25Ltr.	35Ltr.	50Ltr.
Gemini	15Ltr.	25Ltr.	35Ltr.	50Ltr.	Cronica	15Ltr.	25Ltr.	35Ltr.	50Ltr.
Old Coin	15Ltr.	25Ltr.	35Ltr.	50Ltr.	Square	15Ltr.	25Ltr.		
					Galaxy	15Ltr.	25Ltr.		



CRONICA



SQUARE



GALAXY



**INSTANT
GEYSER**



CHETAK